

FEATURES

- Multi-Range input (TC, RTD, Volt, mV, mA, Etc)
- High accuracy 16bit A/D converter
- Selectable moving average filter
- Built-in multiple function
- DC 4.00~20.00mA 2-wire loop power
- 4 Digit LCD & FND for parameter alteration and PV output on the spot



Ex d IIC T6

SPECIFICATIONS

- ▶ Measuring and displaying interval :
 - 200ms(mV, Volt, mA type)
 - 400ms(TC, RTD type)
- ▶ Input resistance : Volt type 400kΩ, Other type 1MΩ
- ▶ Signal source resistance :
 - PT100Ω..30Ω/Line, Others type 300Ω/Line
- ▶ CMRR(Common Mode Rejection Ratio) : 140dB or more
- ▶ NMRR(Normal Mode Rejection Ratio) : 60dB or more
- ▶ Moving average filter : Selectable(None 4, 8, 16)
- ▶ Accuracy : ±0.25% FS
- ▶ Power : DC 9~35V
- ▶ Output : 2-wire DC 4.00~20.00mA load limit(Vsp9V)/0.022=R.Ω
- ▶ Operating condition
 - Operating Temp/Humidity : -20~60°C, 0~100% RH
 - Storage Temp/Humidity : -20~70°C, 5~95% RH
- ▶ Body material : SUS 304 (Ex d IIC T6)
- ▶ Degree of protection : IP-65
- ▶ Etc
 - Weight : 1.5kg
 - Mounting : Filed Mount

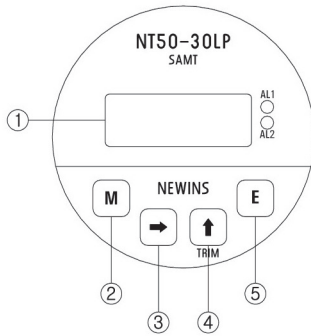
INPUT TYPE

- ▶ Multi range input
 - Free input selection by code

Sensor Type	Range	Scale	Symbol	Etc	
TC	B (PR 30%)	0 ~ 1800°C	-	EE-b	STD
	R (PR 13%)	0 ~ 1750°C	-	EE-r	
	S (PR 10%)	0 ~ 1750°C	-	EE-S	
	K(CA)	-200 ~ 1350°C	-	EE-E	
	E(CRC)	-200.0 ~ 700.0°C	-	EE-E	
	J(IC)	-199.9 ~ 800.0°C	-	EE-J	
	T(CC)	-199.9 ~ 400.0°C	-	EE-t	
	N	0 ~ 1300.0°C	-	EE-n	
mV	mV	-100.0 ~ 100.0mV	-1999 ~ 9999	nυ	STD
		-200 ~ 630°C	-	d-PE l	
PT	PT100Ω	-199.9 ~ 630.0°C	-	d-PE 2	STD
		-199.9 ~ 800.0°C	-	J-PE	
Volt	Volt	-10.0 ~ 10.0V	-1999 ~ 9999	υ	OPTION
mA	mA	4.00 ~ 20.00mA	-1999 ~ 9999	nA	

* mA input needs 20Ω 0.05% 25ppm resistance spiral on outside

PARTS NAME



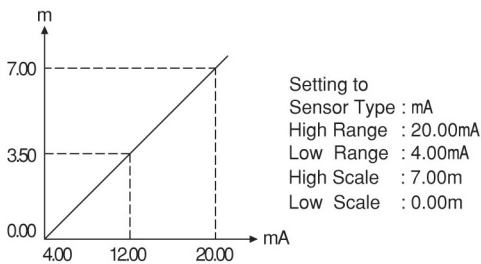
- ① Measured value display
- ② **MODE** Key : Storage the set data and change the operation menu
- ③ **↵** Key : Enter into the data setting mode and modify the changed location
- ④ **↑** Key : Change the data value
- ⑤ **EXIT** Key : Out of mode

MAJOR FUNCTIONS

▷ Display scaling function(mV, Volt, mA only)

This function changes and sets the display value according to scale and input range.

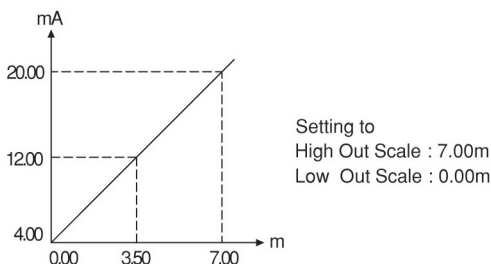
Ex) In case of input range 4.00~20.00mA and Level 0.00~7.00m



▷ Output scaling function

This function can change the 4.00~20.00mA value as the output scale.

Ex) In case of display value 0.00~7.00m, Output 4.00~20.00mA



▷ Sensor compensation function

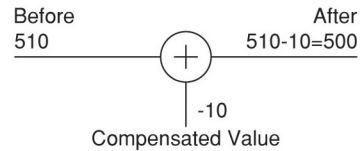
The function is useful for compensating error by long sensor line or changed zero point by aged sensor.

Ex) Before sensor adjust = 510°C

After sensor adjust

$$= \text{measured value} + \text{compensated value}$$

$$= 510 - 10 = 500^\circ\text{C}$$



▷ Function(mV, Volt, mA type only)

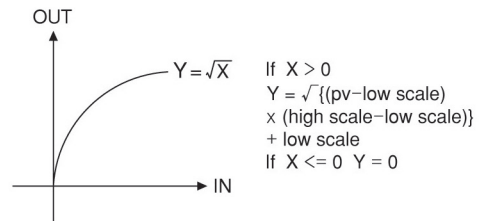
L in

Pass the input as it is.

Used for general input type and linearity input.

rat

Pass the input after $\sqrt{\quad}$. Used for flow rate by orifice.



▷ Filter function

▷ Filter

This function is moving average filter.

0001 ~ **0099**

It displays in recent input No 1~99 sample average.

Setting filter function delays response.

Do not use filter when high speed response is needed.

When output and display value are changed by irregular input, it is possible to get regular input and display value by using filter function.

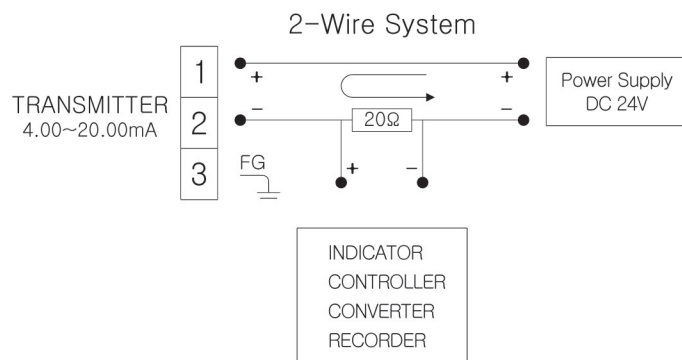
ORDERING CODE

NT 54			E						Description
INDICATOR	1								FND Indicator
	2								LCD Indicator
SENSOR TYPE	B								B-TYPE
	R								R-TYPE
	S								S-TYPE
	K								K-TYPE
	J								J-TYPE
	T								T-TYPE
	E								E-TYPE
P								Pt100Ω	
Explosion proof			E						EX d II C T6
Process Connection				0					PT(1/2")
				1					PT(3/8")
				2					PT(3/4")
				3					OTHER
SHEATH OUT DIA					1				2.3∅
					2				3.2∅
					3				4.8∅
					4				6.4∅
					5				8.0∅
SHEATH MATERIAL					1				316SS
					2				INCONEL 600
LENGTH							A~J		100mm~1000mm (100mm간격)
OPTION TYPE								0	None
								1	Loop Type

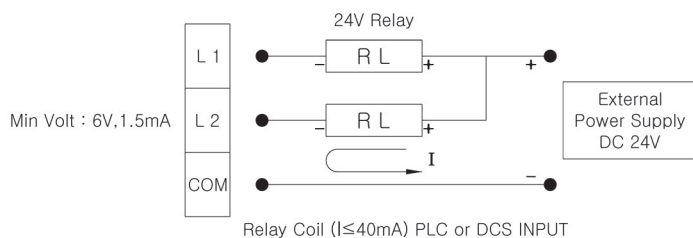
A
B
C
D
E
F
G
H
I
J

TERMINAL DIAGRAM

1. 2-Wire



2. Loop-Powered Switch



DIMENSION

