


# ER<sup>PLUS</sup> SERIES

Price Computing Scale




[www.cas.co.kr](http://www.cas.co.kr)

OWNER'S MANUAL

# CAS

	.....	<b>4</b>
	.....	<b>6</b>
	.....	<b>6</b>
	.....	<b>7</b>
	.....	<b>10</b>
<b>I.</b>	.....	<b>10</b>
1.	.....	11
2. PLU	.....	14
3.	.....	17
4.	.....	21
<b>II.</b>	.....	<b>26</b>
5.	.....	27
6.	.....	34
7.	.....	36
<b>ASCII</b>	.....	<b>38</b>
	.....	<b>39</b>
	.....	<b>40</b>



# ! 경고

위반시에는 심각한 상해 또는 사망이 발생할 수 있으므로 반드시 지켜주세요.

<p><b>분해, 수리, 개조는 절대로 하지마세요.</b></p> <p>품질보증대상에서 제외될 뿐만 아니라 기기의 손상, 감전 및 화재의 원인이 될 수 있습니다.</p> 	<p><b>허용된 중량을 초과하여 계량하지 마세요.</b></p> <p>최대중량을 초과하여 계량하게 되면 제품에 이상이 발생하여 중량에 오차가 생길 수 있습니다.</p> 	<p><b>제품의 접지를 확실히 하여 주세요.</b></p> <p>접지가 잘 되어있지 않으면 고장이나 누전시 감전될 수 있습니다.</p> 
<p><b>전원 코드를 손상시키거나, 가공하거나, 무리하게 잡아 당기거나, 구부리거나, 비틀지 마세요.</b></p> <p>전원 코드가 손상되어 화재 감전의 원인이 됩니다.</p> 	<p><b>가연성 있는 스프레이나 화기를 멀리하세요.</b></p> <p>화재의 위험이 있습니다.</p> 	<p><b>제품의 외부에 물을 뿌리거나, 습한곳에서 사용하지 마세요.</b></p> <p>전기부품의 절연이 나빠져 감전이나 화재의 위험 또는 중량오차가 발생할 수 있습니다.</p> 
<p><b>직사광선에 노출된 곳, 난로와 같은 뜨거운 물건 가까이 놓지 마세요.</b></p> <p>화재의 위험이 있습니다.</p> 	<p><b>전원플러그가 흔들리지 않도록 끝까지 확실하게 꽂아 주세요.</b></p> <p>접촉이 불안정한 경우에는 전기스파크가 발생하여 화재의 원인이 됩니다.</p> 	<p><b>지정된 아답타 이외의 것은 사용하지 마세요.</b></p> <p>규격에 맞지 않는 아답타를 사용할 경우 과열 또는 화재의 원인이 됩니다.</p> 

# ⚠ 주의

위반시에는 경미한 상해 또는 제품의 손상이 발생할 수 있으므로 반드시 지켜주세요.

## 정확한 계량을 위해서는 수시로 계량오차를 점검하세요.

사용상의 부주의 또는 기타원인으로 인하여 허용된 오차범위 밖에서 사용하게 되면 정확한 계량을 할 수 없습니다.  
고객상담실 : 080-022-0022



## 집판에 급격한 충격을 주지 마세요.

제품이 손상되어 정확한 계량을 할 수 없습니다.



## 집판을 잡고 끌지 마세요.

고장의 원인 됩니다.



## 지정된 건조지를 사용하고 장기간 사용하지 않는 경우 건조지를 빼주세요.

전자파열 누액에 의해 화재, 감전의 위험이 있습니다.



## 급격한 온도 변화나 진동이 심한 곳에서는 사용하지 마세요.

계량오차 및 고장의 원인이 됩니다.



## 수준기의 수포를 수평으로 맞춰서 사용하세요.

잘못된 계량을 할 수 있습니다.

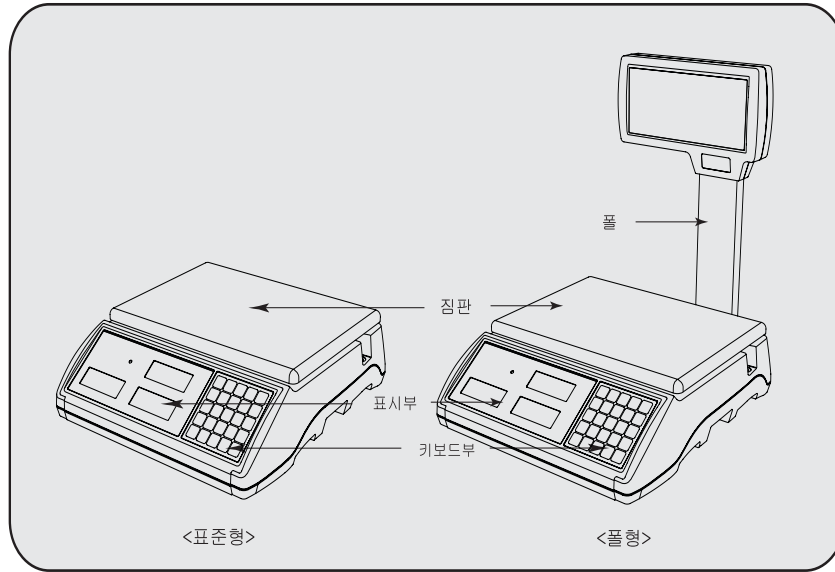


## 과다한 전자파가 발생하는 곳에서는 설치하지 마세요.


잘못된 계량을 할 수 있습니다.



ER<sup>PLUS</sup>



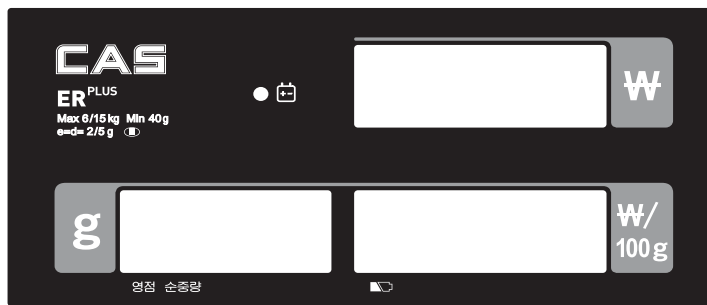
■ LCD :




■ LCD :




■ VFD :

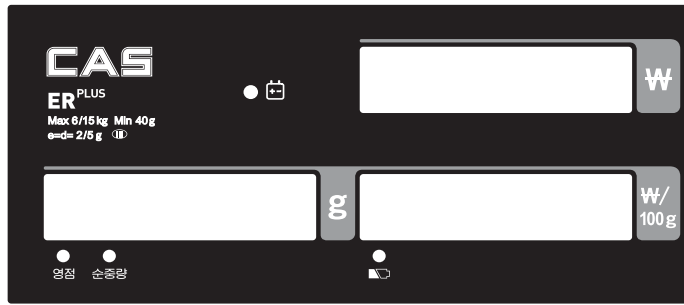


■ VFD :





■ LED :



■ LED :




■

영점 (▼)	
순중량 (▼)	
⚙ (▼)	
🔋 (▼)	
±	



<b>0</b> ~ <b>9</b>	.
<b>M1</b> ~ <b>M5</b>	PLU
<b>기억</b>	PLU
<b>품번</b>	PLU
<b>C</b>	( : )
<b>영점</b>	.
<b>용기</b>	.
<b>ON OFF</b>	(LCD )
<b>+</b>	.
<b>-</b>	.
<b>X</b>	( )
<b>총액출</b>	.





**I.**

**1.** \_\_\_\_\_

- a.
- b. (LCD Version )
- c.
- d.
- 
- 
- 

**2. PLU** \_\_\_\_\_

- a. 가
- b. ( )
- c. PLU
- d. PLU
- PLU
- PLU

**3.** \_\_\_\_\_

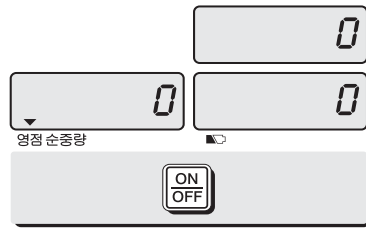
- a.
- b. (LCD Version )
- c. (LCD Version )
- d.
- e. (LED Version )
- f.

**4.** \_\_\_\_\_

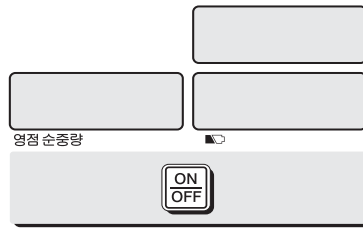
- a.
- b.
- c. (currency)
- d.
- e.

1.

a.



“ON/OFF”



“ON/OFF”

VFD Version).

LCD Version

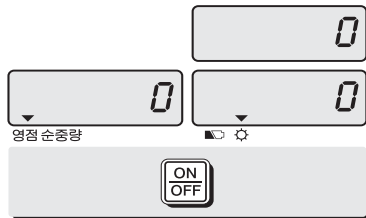
.(LED,

2

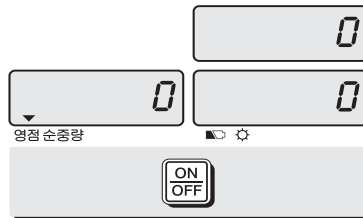
.(LCD Version)

b.

.(LCD Version )

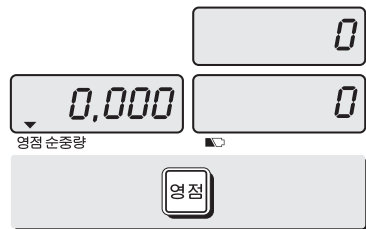


가  
“ON/OFF”  
가




가  
“ON/OFF”

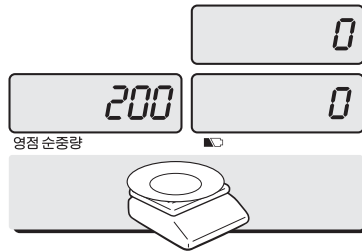
c.



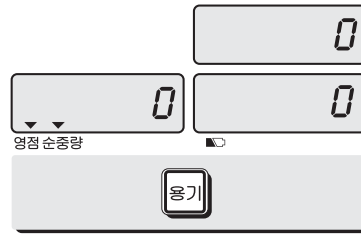
“ ”



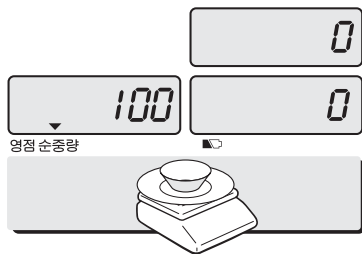
d.



) 200 g

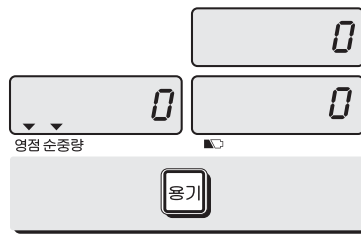


“ ”  
 ) 200 g

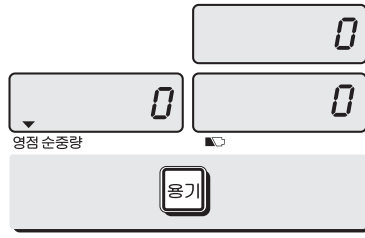
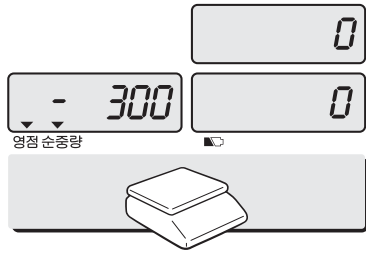


) 100 g

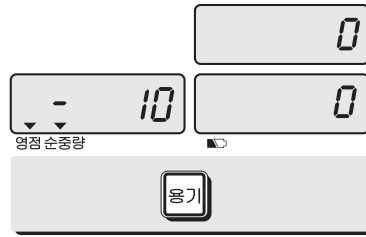
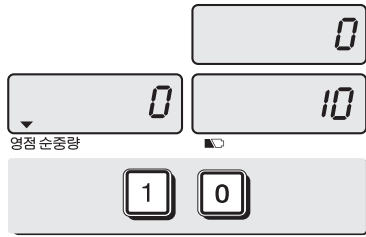
가



“ ”

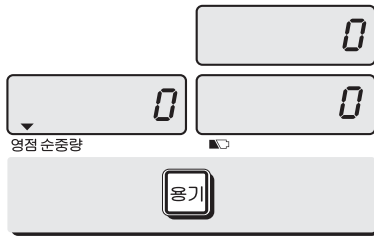


“ ”




“ ”

. ) 10g



“ ”

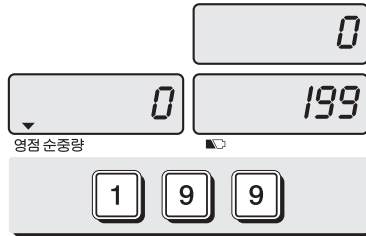


2. PLU

a. 가

PLU 가

	PLU	PLU	
PLU	200	1~200	

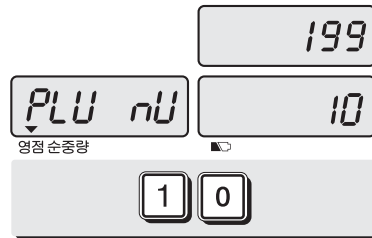


가

) 199

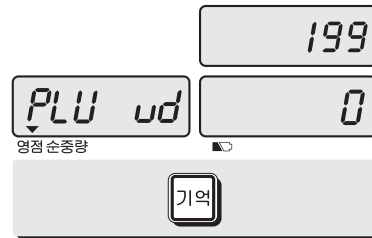


“ ”



가가 PLU

) PLU 10.



“ ”

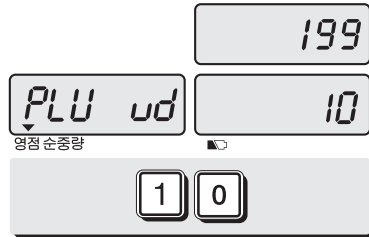
• PLU(Price Look - Up) :

가

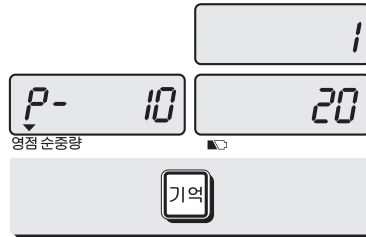
b. ( )

.( " 0 ~999 " .)

0	07.12.11 ( )		
1	07.12.11 ( )	07.12.11( )	
2	07.12.11( )	07.12.12( )	
999	07.12.11( )	10.09.03(988 )	



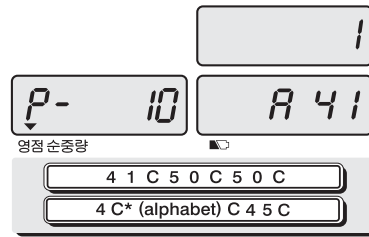
" " ) "10" 9



" "

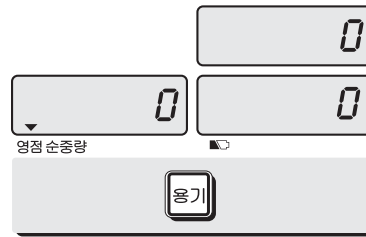
c. PLU

- "C"
- "TARE"



"ASCII codes" (P40)

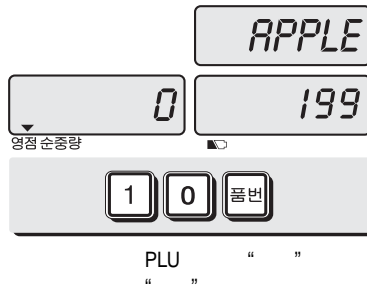
) "APPLE" is "4, 1, C, 5, 0, C, 5, 0, C, 4, C(alphabet), C, 4, 5, C"



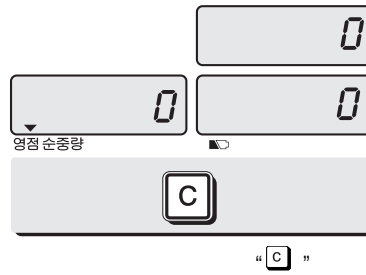
"C" " " 16

d. PLU

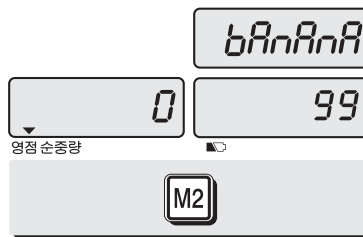
■ PLU



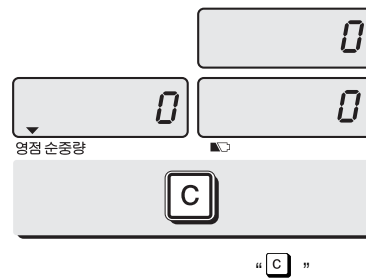
) PLU 10



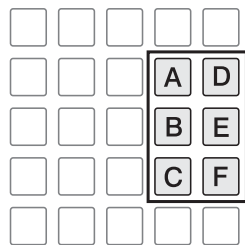
■ PLU



M1-M5 PLU 가가  
M1-M5 )M2

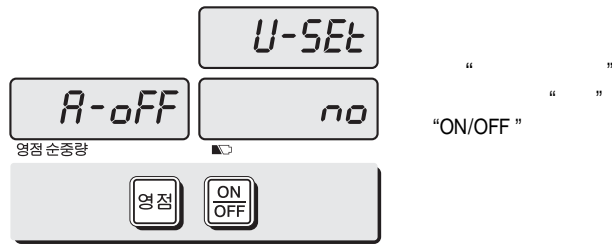


■



3.

1.	NO / 10 / 30 / 60	
2.	OFF / ON / 3 / 5 / 10	LCD
3.	1 / 2 / 3 / 4 / 5 / 6 / 7	3
4.	BL-on / BL-off	
5.	0 / 20 / 40 / 60	LED
6.	NON / DEP - 50 / DLP - 50	

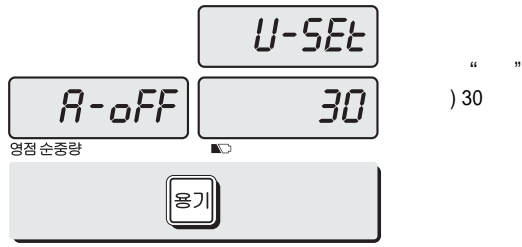


- “ ”
- “ ”

a.

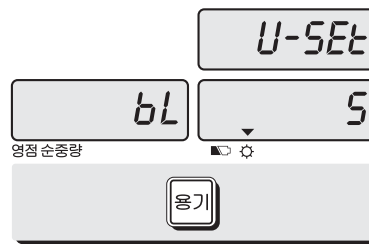
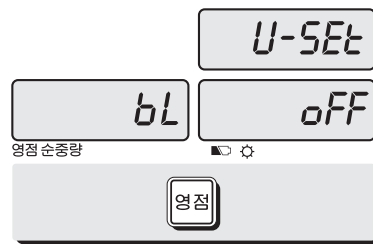
NO		
10 ( )	10	
30 ( )	30	
60 ( )	60	





b.  
 (LCD )

OFF		
ON		
3 ( )	3	
5 ( )	5	
10 ( )	10	

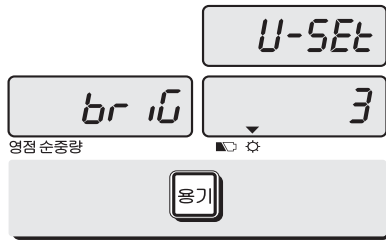


“ ”

“ ”

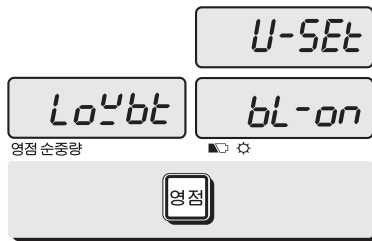
) 5

c. (LCD )




“ ”  
 “ ”  
 . (1~7)

d. (LCD )

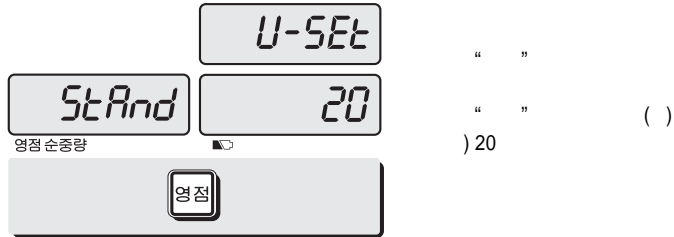


“ ”  
 “ ”



e.  
(LED )

OFF		
20( )	20	
40( )	40	
60( )	60	



f.  
ER<sup>PLUS</sup>

NON		
DEP - 50	DEP - 50	
DLP - 50	DLP - 50	




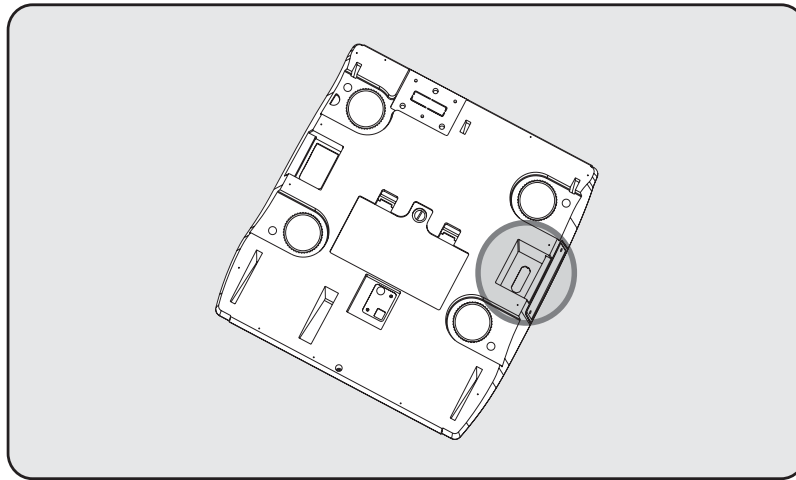
4.

		1,2 / 24 ( ) 3 / 16 ( )
		8

a.

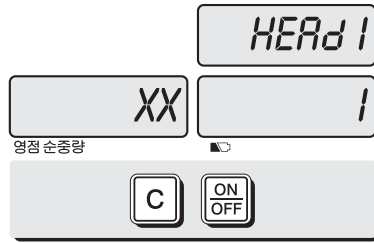
RS-232

RS-232



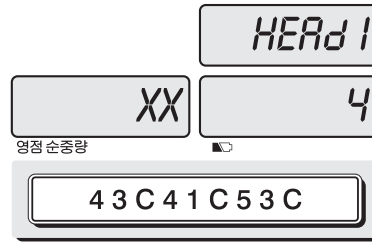
b.

		1,2 / 24 ( )
		3 / 16 ( )



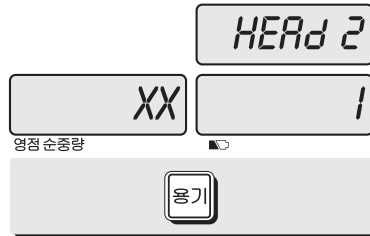
"C"

"ON/OFF"  
가 "1"

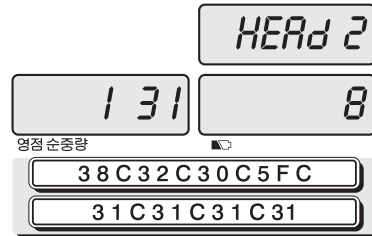


ASCII

) CAS

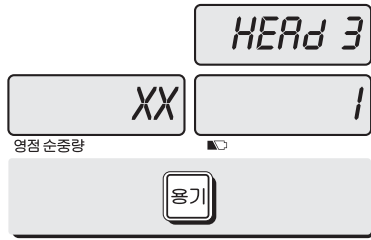


" "

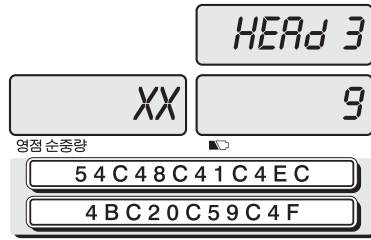


ASCII

) 820-1111



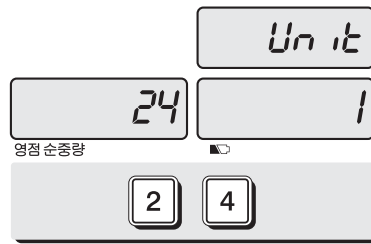
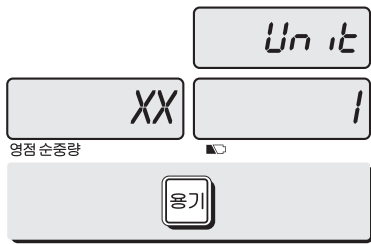
“ ”



ASCII

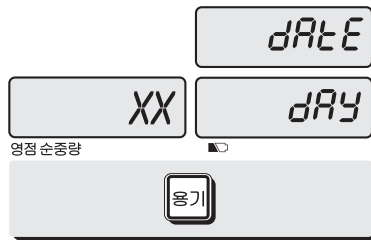
) THANK YOU

c.

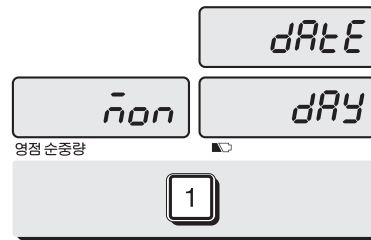


ASCII

d.




“ ”

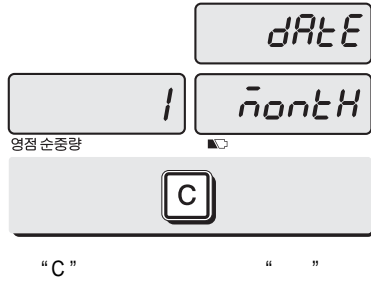



“ ”

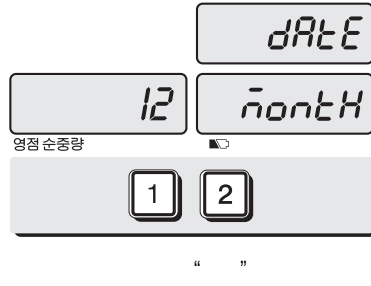
ASCII

)

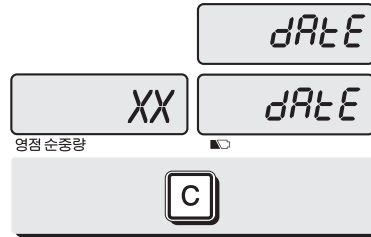




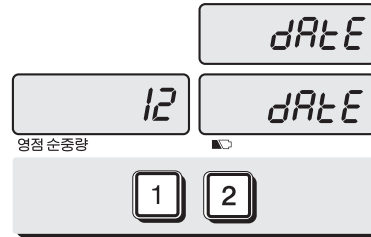
"C" " "



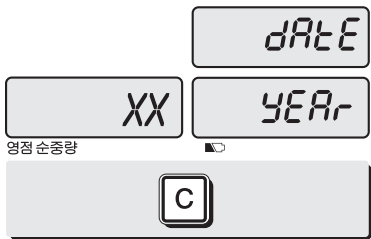
ASCII  
) 12



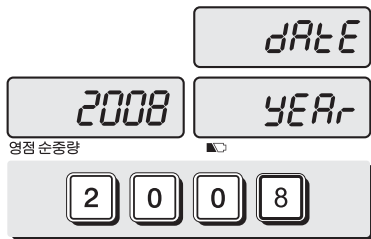
"C" " "



ASCII  
) 12

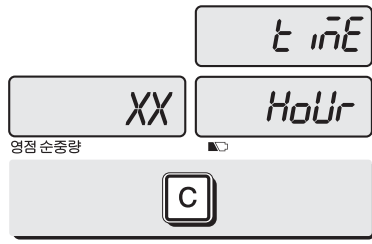


"C" " "

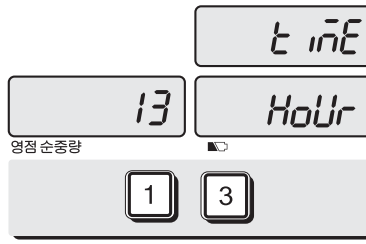


ASCII  
) 2008

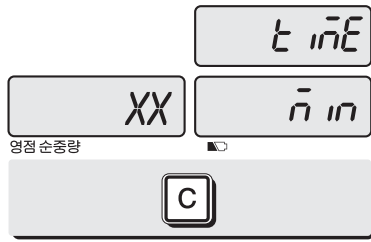
e



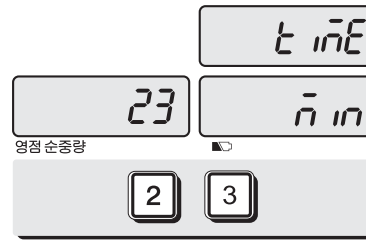
“C” “ ”



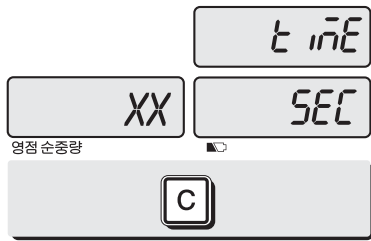
“ ”  
ASCII  
) 13



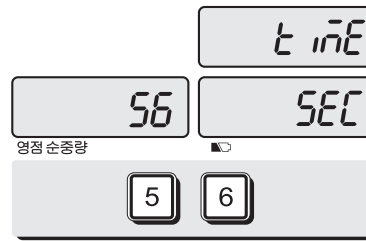
“C” “ ”



“ ”  
ASCII  
) 23




“C” “ ”



“ ”  
ASCII  
) 56

• “C” “ ”





## II.

5. \_\_\_\_\_

- a. 가
- b. PLU(Price Look Up)
  - PLU
  - PLU
- c.
- d.
- e.
- f.
- g.

6. \_\_\_\_\_

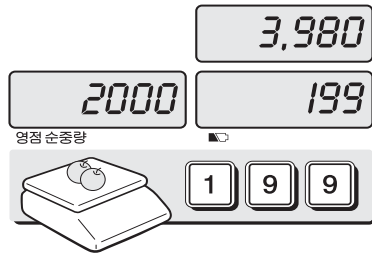
- a.
- b.

7. \_\_\_\_\_

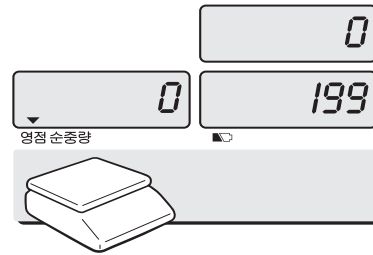
- a.
- b.

5. ER<sup>PLUS</sup> PLU 가 가가 .

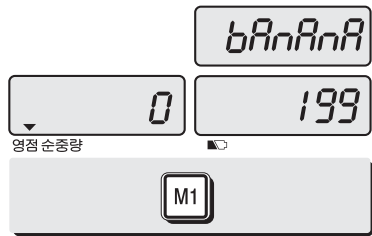
a. 가  
가



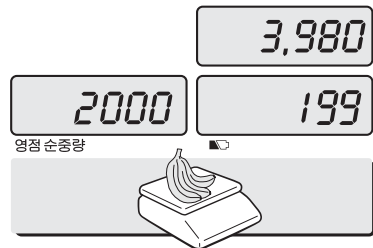
가 . ) 199

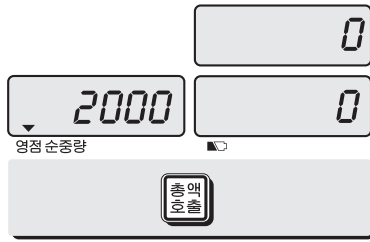


b. PLU(Price Look - Up)



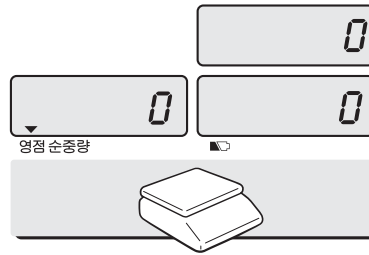
PLU  
) "M1"



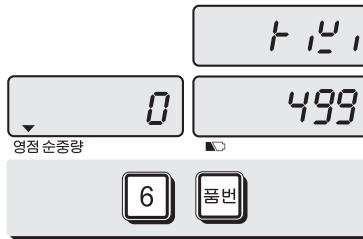


“ ”

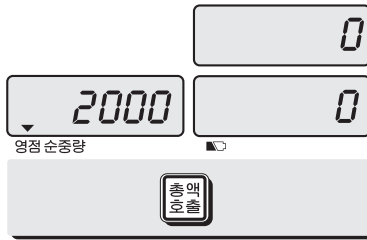
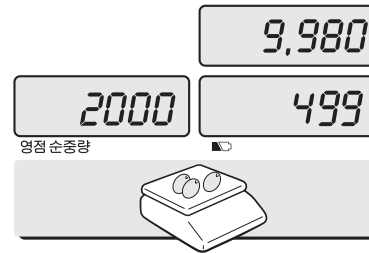
가



■

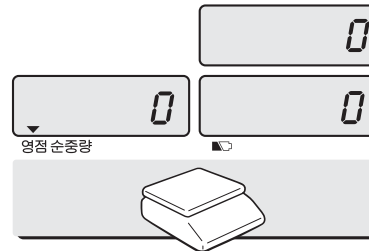


PLU  
Ex) PLU 6 “ ”

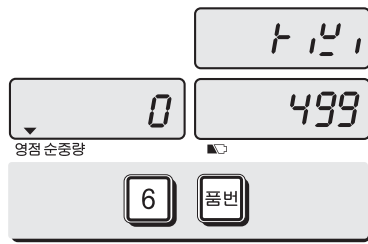


“ ”

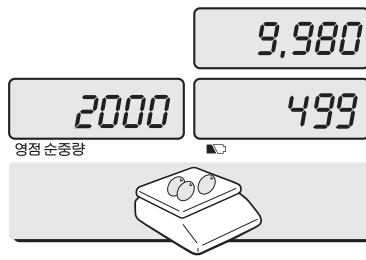
가



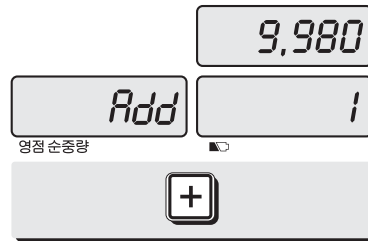
c.



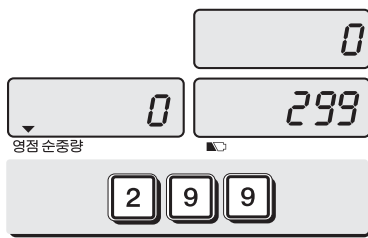
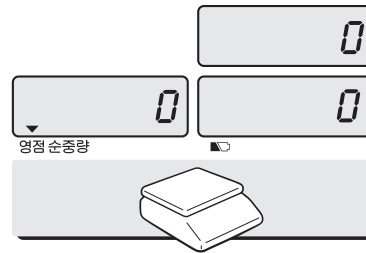
PLU  
Ex) PLU 6 " "



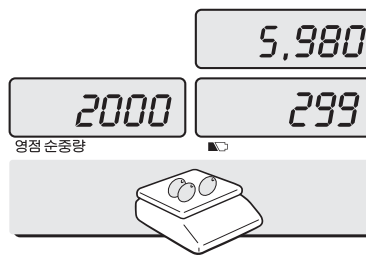
가

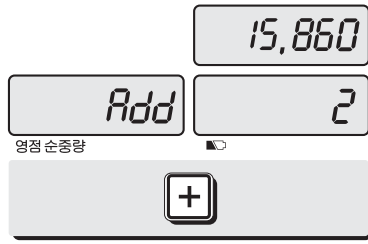


" + "

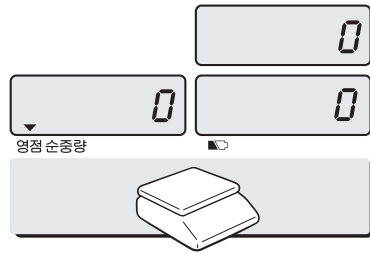


가



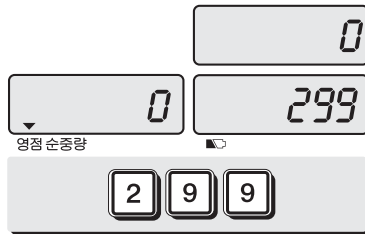


“+” 가

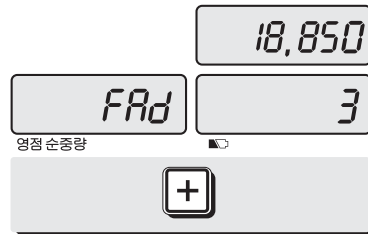


- 가
- 1000 , “999,999” 가

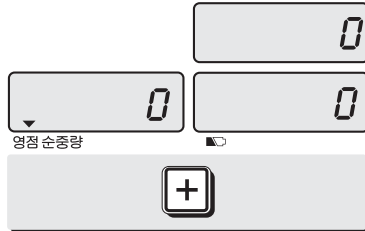
d. ( 가)



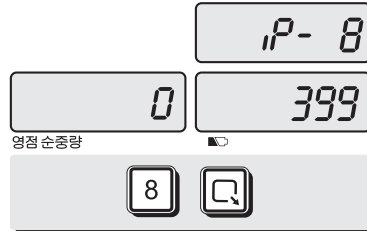
가



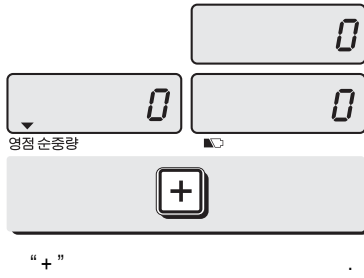
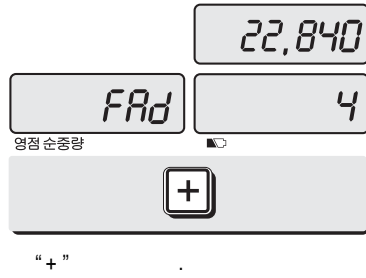
“+”



“+”

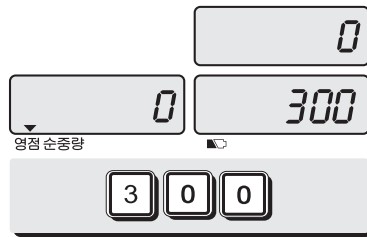


PLU  
)PLU8

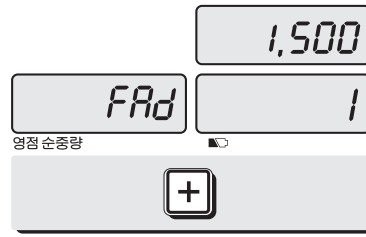
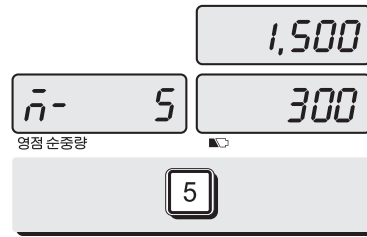
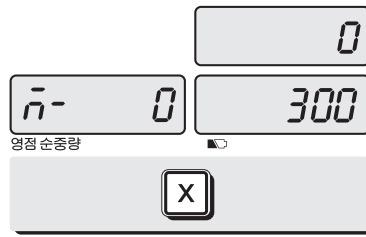


e

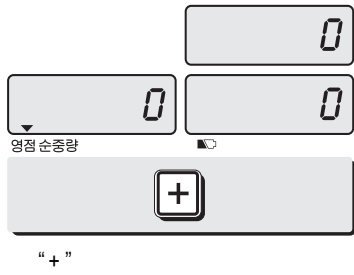
•PLU 가



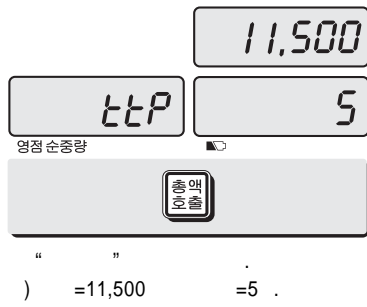
가  
300



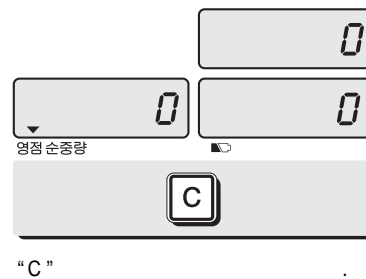
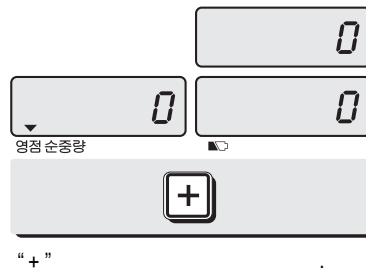
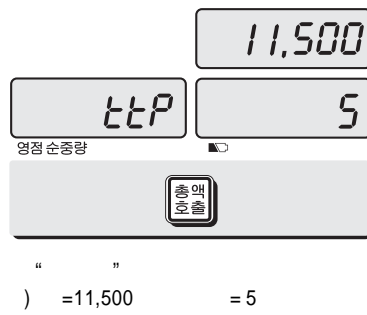
• 가 “0” “C”



f.



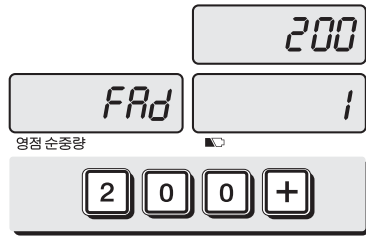
가



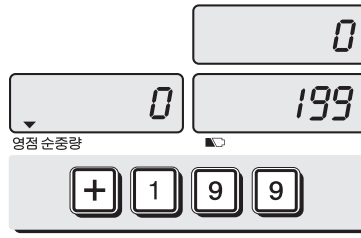
9.



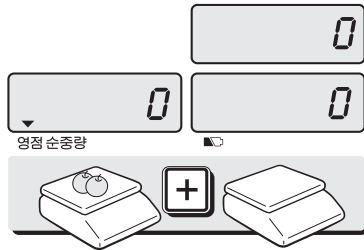
가



가 “+”  
 ) 200

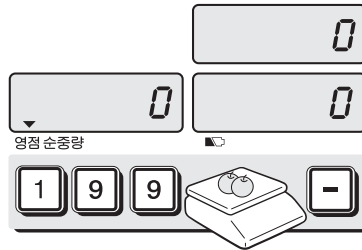


“+”  
 ) 가 = 199 , 1000g




“ (+) ”

) 가 = 199 1000g



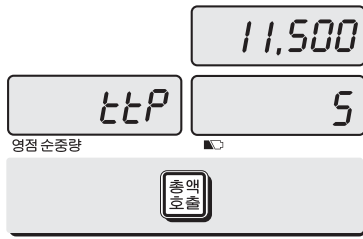
가 가  
“ - ”



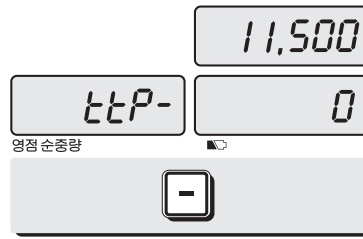


6.

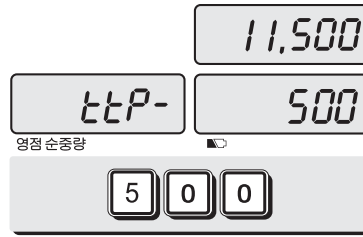
a.



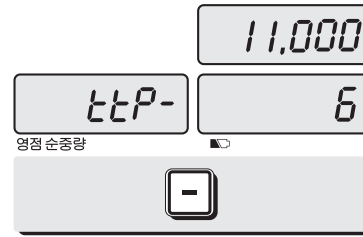
“ ” 가  
) =11,500 = 5.



“ - ”



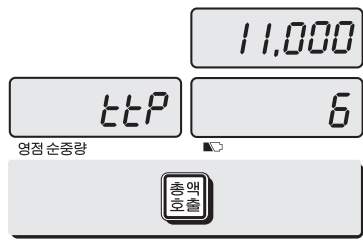
가



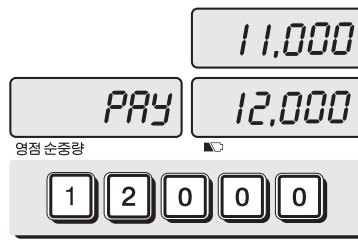
“ - ”

• “ ”

b.

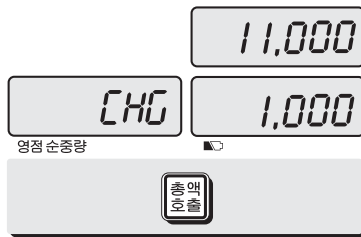


“ ”

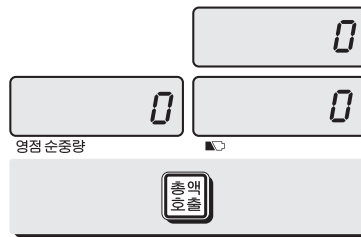


가  
) 12000


•  
•



“ ”



“ ”



7.

a.

영점 순중량

가 . 3 "dtP"

영점 순중량

가 . =44,499

영점 순중량

PLU PLU

영점 순중량

PLU


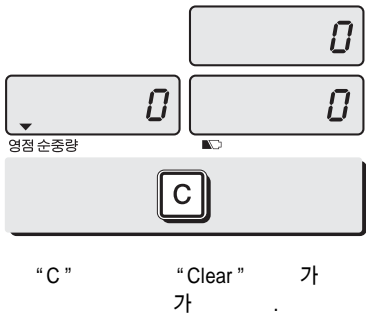
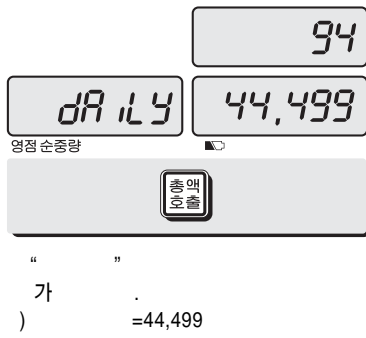
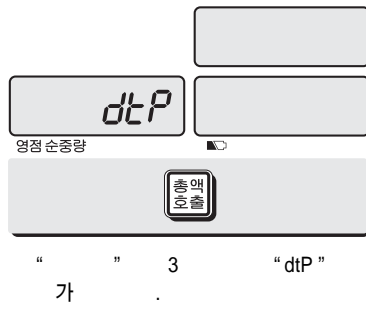
가 " "

영점 순중량

50,000 가 .

가 " "

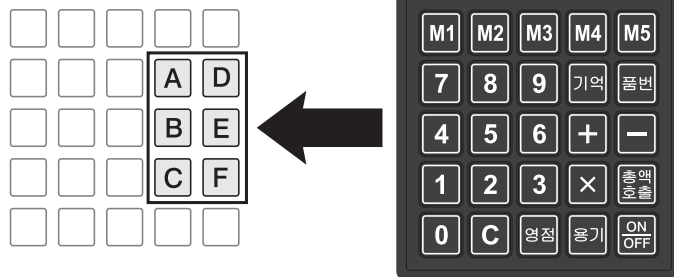
b.




# ASCII

HIGH ORDER LOW ORDER	2	3	4	5	6	7	8	9
0	SP	0	@	P	'	p		
1	!	1	A	Q	a	q		
2	"	2	B	R	b	r		
3	#	3	C	S	c	s		
4	\$	4	D	T	d	t		
5	%	5	E	U	e	u		
6	&	6	F	V	f	v		
7	'	7	G	W	g	w		
8	(	8	H	X	h	x		
9	)	9	I	Y	i	y		
A	*	:	J	Z	j	z		
B	+	;	K	[	k			
C	,	<	L	¥	l			
D	-	=	M	]	m			
E	.	>	N	^	n			
F	/	?	O	_	o			

:




"Err 0"		
"Err 1"	A/D	
"Err 3"		
"Err 4"		
"Err 5"	가	
"Err 6"		가
"Over"	"Over "	가



ER PLUS			
	Dual Interval Max 3/6kg e = 1/2g	Dual Interval Max 6/15kg e = 2/5g	Dual Interval Max 15/30kg e = 5/10g
	5 / 6 / 6 ( / 가/ )		
	, , 가, , (LCD version )		
	- 2.999 kg	- 5.998 kg	- 14.995 kg
	-10 ~ +40		
	12V DC		
	VFD 10W, LCD 5W, LED 7W( )		
(mm)	304 (W) x 220 (D)		
(mm)	360 (W) x 350 (D) x 106 (H)		
	4.7kg		
	About 5.6V		
	12		
	LCD VERSION 200 ( )	LED VERSION 46	VFD VERSION 6
	Pb , 6V 4Ah/20Hr		
	, (LCD version), (VFD version)		


:


# MEMO





**MEMO**







본사\_ 경기도 양주시 광적면 가남리 19  
TEL\_ 031 820 1100 FAX\_ 031 836 6489

서울사무소\_ 서울시 강동구 성내동 440-1 카스  
TEL\_ 02 2225 3500 FAX\_ 02 475 4668/9

고객 서비스 지원 센터	무료 상담 센터
<b>1577-5578</b> 수리 및 고장 접수	<b>080-022-0022</b>

**지방지점**

부산 | T. 051 313 3626 대구 | T. 053 356 7111 광주 | T. 062 363 0262 인천 | T. 032 434 0281  
순천 | T. 061 725 0262 대전 | T. 042 672 1016 전주 | T. 063 211 4661 마산 | T. 055 255 4371  
울산 | T. 052 267 3626

\* 당사는 서비스 지원 센터 및 고객상담 센터를 운영하고 있습니다.

9000-ERS-0000-2 2008.03